

Signify Classified - Internal
Cooper Lighting Solutions Photometric Lab
1121 Highway 74 South
Peachtree City, GA 30269



Scaled data based on original data using
LM-79-08 Approved Method: Electrical and Photometric Measurements of Solid-
State Lighting Products

Test Report Prepared for
Cooper Lighting Solutions
(formerly Eaton)

Brand: STREETWORKS

Report Number: P868062

Luminaire Tested: **MEM2-HSN-SA-120-722-U-T3-HSS**

Issue Date: 08/21/2024



Test Information

Test Method: LM-79-08
Report Number: P868062
Test Lab: INNOVATION CENTER(G3)
Issue Date: 08/21/2024
Manufacturer: COOPER LIGHTING SOLUTIONS (FORMERLY EATON)
Product Line: STREETWORKS
Catalog Number: MEM2-HSN-SA-120-722-U-T3-HSS
Description: EPIC MODERN SHORT HOUSING DISCRETE LED ARRAYS 120W 70CRI 2200K
FIXTURE w/ TYPE III DISTRIBUTION OPTIC AND HOUSE SIDE SHIELD
Light Source: (20) 2200K CCT, 70 CRI LEDS
Ballast/Driver: ELECTRONIC DRIVER

Summary

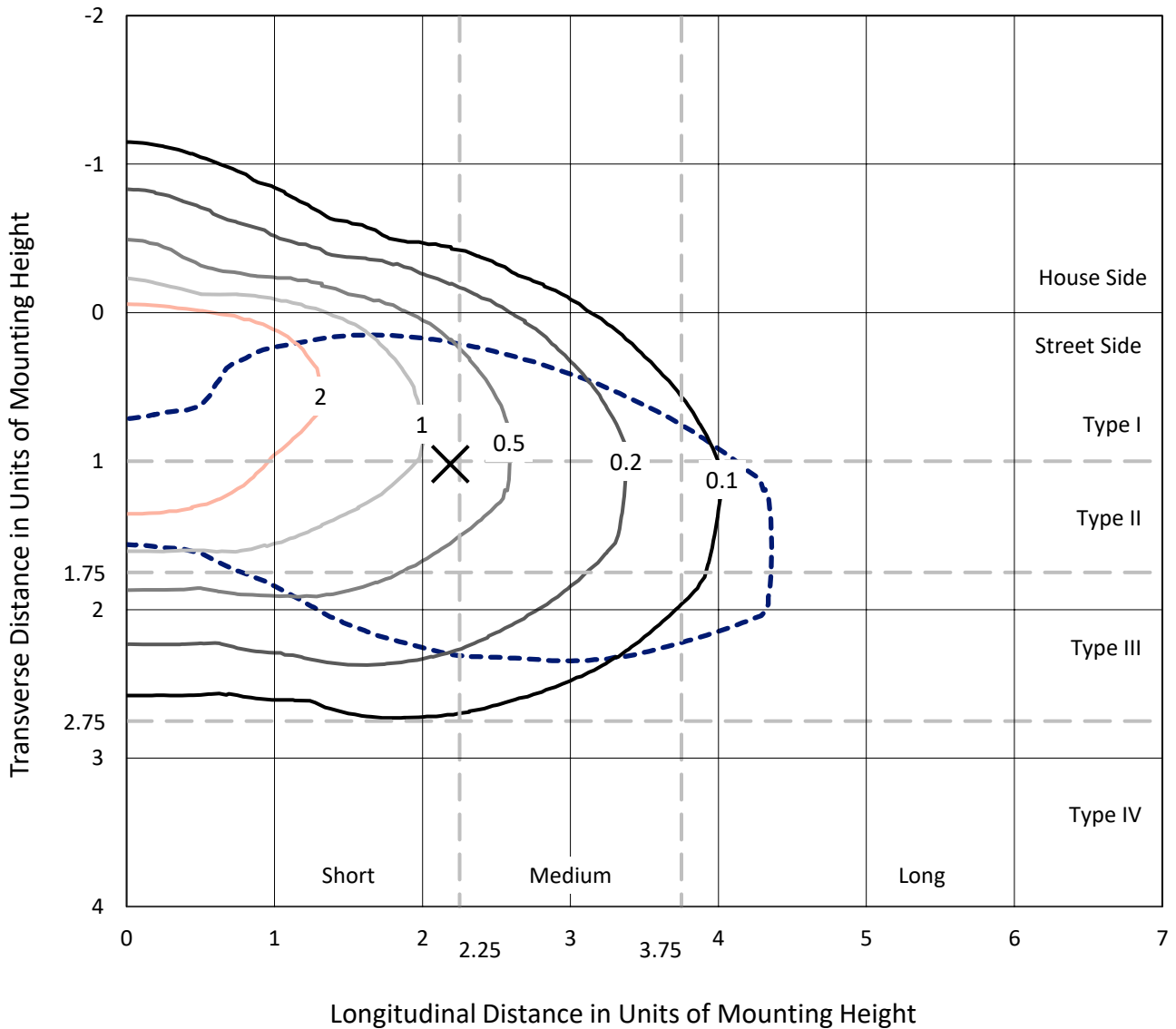
Lumens per Lamp: N/A
Luminaire Lumens: 8266.9 lumens
Efficiency: N/A
Efficacy: 81.9 lumens/watt
Luminous Opening: Rectangular (W 0.67' x L: 0.33' x H: 0')
IES Classification: Type III - Short
BUG Rating: B1 - U0 - G2

Input Watts (W): 101
Input Voltage (V): 120
Input Current (A_{in}): NR
Voltage Rise (V): NR
Power Factor: 0.99
Total Harmonic Distortion (THDi): 9.45%
Frequency (hertz): 60
Stabilization Time: NR
Operation Time: NR
Ambient Temperature (°C): NR
Test Distance: 24 FT

REPORT NUMBER: P868062
 CATALOG NUMBER: MEM2-HSN-SA-120-722-U-T3-HSS

Iso-Footcandle Lines of Horizontal Illumination

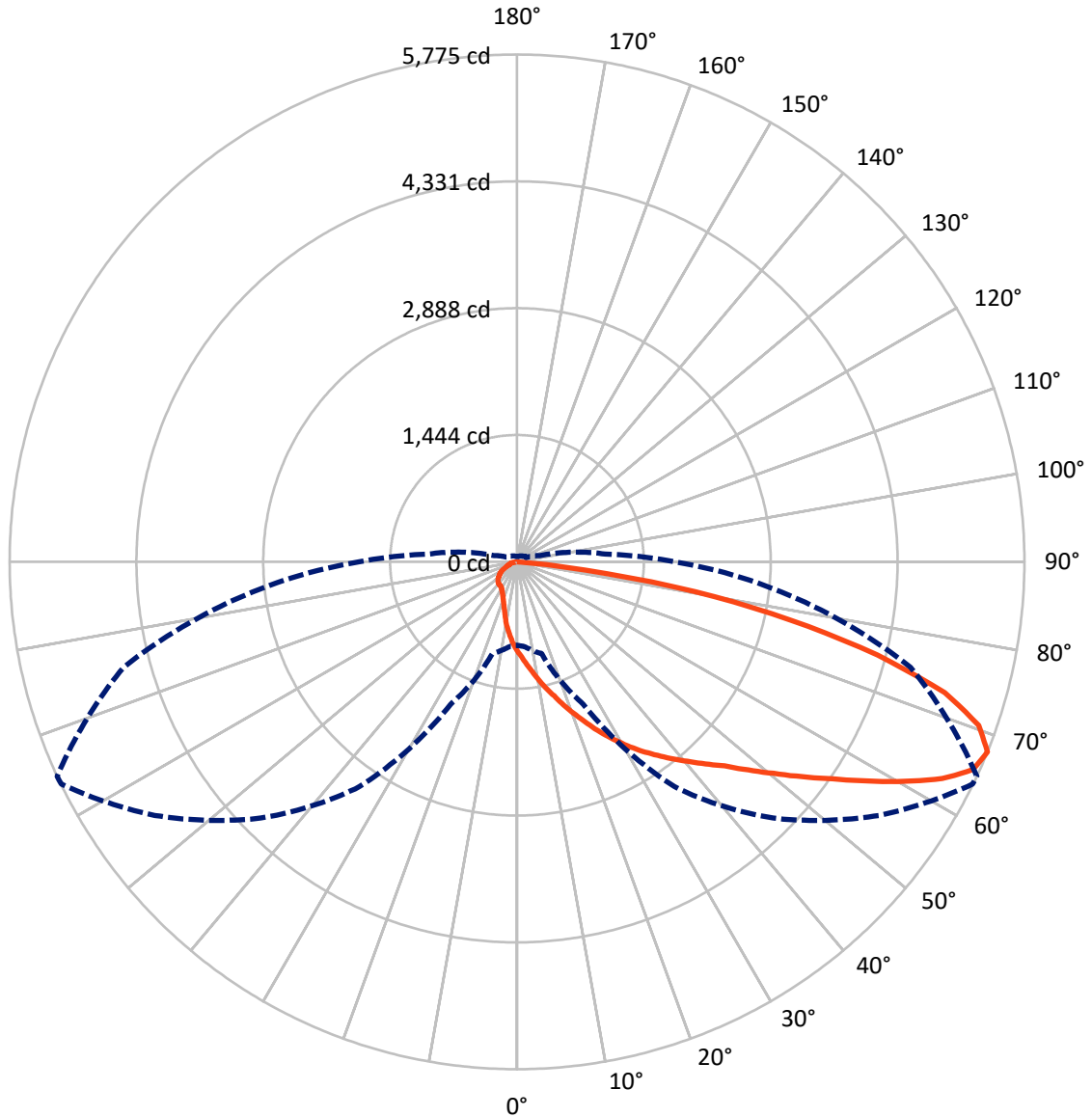
✕ Max cd
 - - - 1/2 Max cd



Based on 20 foot mounting height. Maximum calculated value = 4.7 fc
 Type III - Short - N/A

REPORT NUMBER: P868062
CATALOG NUMBER: MEM2-HSN-SA-120-722-U-T3-HSS

Luminous Intensity Polar Plot



— Vertical Plane Through 65-Deg Lateral - - - Horizontal Cone Through 67.5-Deg Vertical

REPORT NUMBER: P868062
 CATALOG NUMBER: MEM2-HSN-SA-120-722-U-T3-HSS

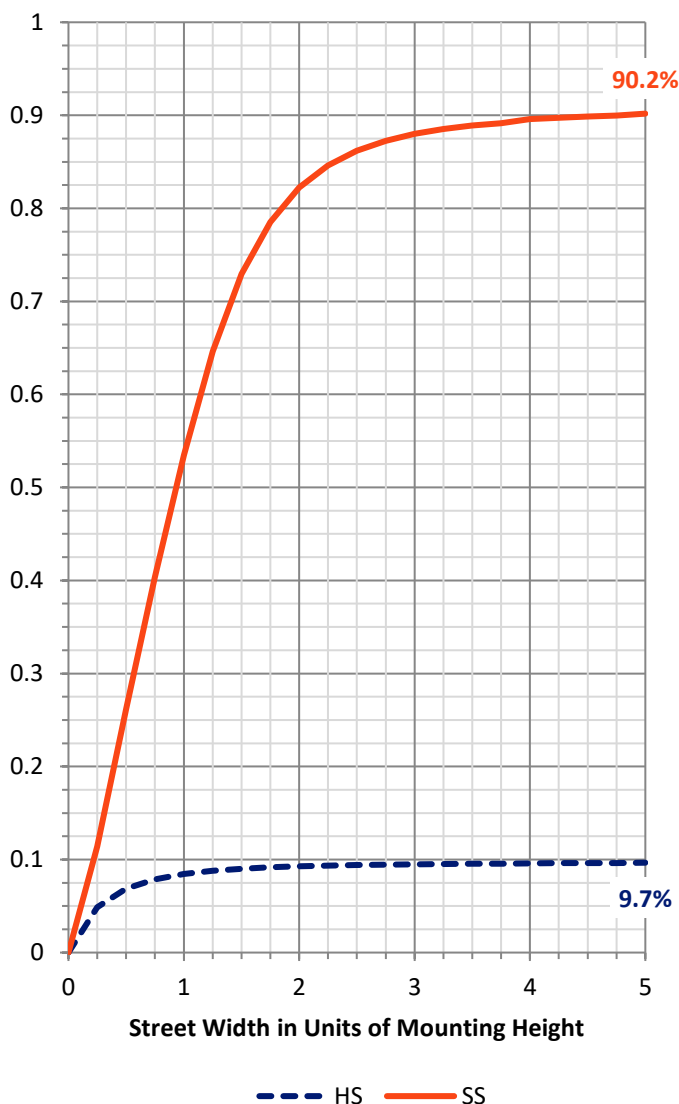
FLUX DISTRIBUTION:

		Downward	Upward	Total
House Side	Lumens	804.6	0.0	804.6
	% Fixture	9.7	0.0	9.7
Street Side	Lumens	7462.3	0.0	7462.3
	% Fixture	90.3	0.0	90.3
Total	Lumens	8266.9	0.0	8266.9
	% Fixture	100.0	0.0	100.0

ZONAL LUMENS:

Zone	Lumens	% Fixture
0°-10°	100.0	1.2
10°-20°	331.7	4.0
20°-30°	603.7	7.3
30°-40°	934.3	11.3
40°-50°	1412.4	17.1
50°-60°	1837.5	22.2
60°-70°	1812.7	21.9
70°-80°	1103.4	13.3
80°-90°	131.2	1.6
90°-100°	0.0	0.0
100°-110°	0.0	0.0
110°-120°	0.0	0.0
120°-130°	0.0	0.0
130°-140°	0.0	0.0
140°-150°	0.0	0.0
150°-160°	0.0	0.0
160°-170°	0.0	0.0
170°-180°	0.0	0.0
0°-90°	8266.9	100.0
0°-180°	8266.9	100.0

Coefficient of Utilization

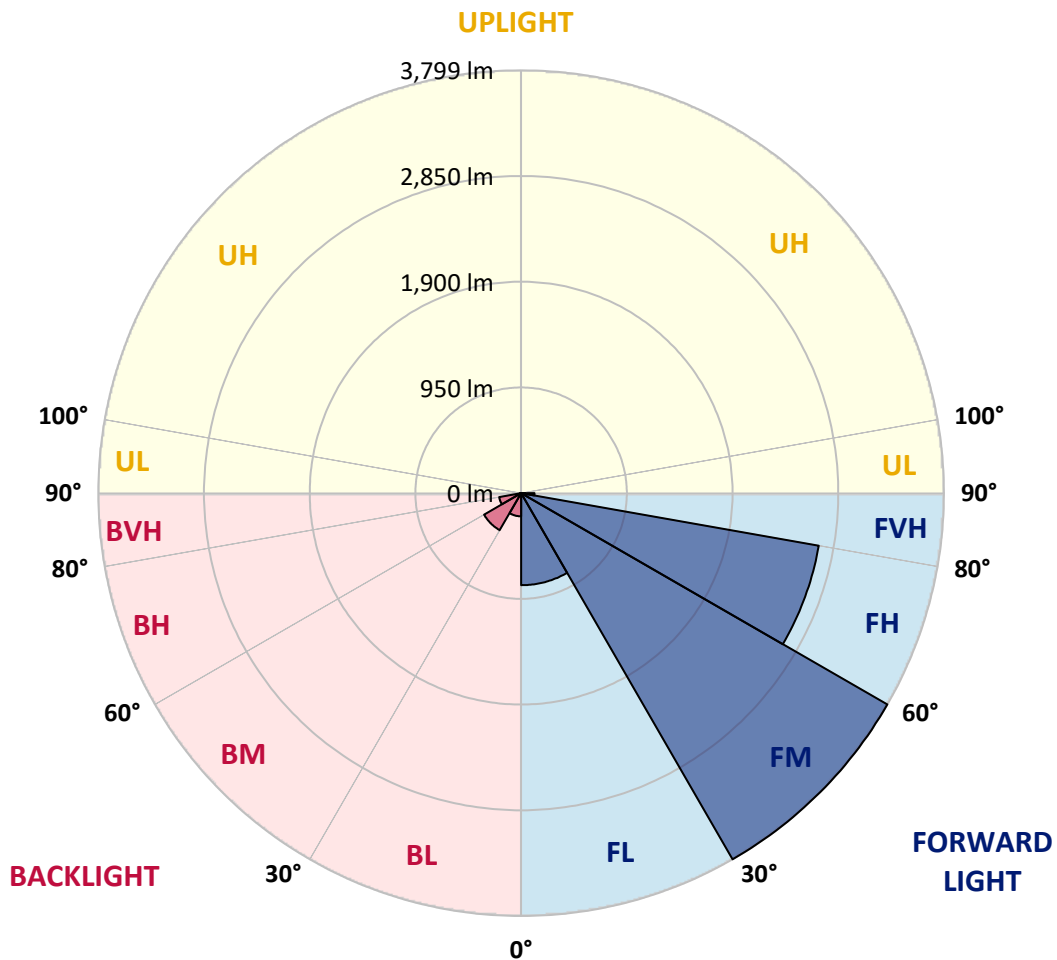


REPORT NUMBER: P868062
 CATALOG NUMBER: MEM2-HSN-SA-120-722-U-T3-HSS

LUMINAIRE CLASSIFICATION SYSTEM LUMEN TABLE AND BUG RATING:

Zone	Lumens	% Fixture	Zone Rating/Lumen Limit		
			B	U	G
FL (0°-30°)	827.2	10.0			
FM (30°-60°)	3799.5	46.0			
FH (60°-80°)	2715.7	32.9			G2/5000
FVH (80°-90°)	119.9	1.5			G2/225
BL (0°-30°)	208.2	2.5	B1/500		
BM (30°-60°)	384.8	4.7	B1/1000		
BH (60°-80°)	200.4	2.4	B1/500		G1/500
BVH (80°-90°)	11.3	0.1			G1/100
UL (90°-100°)	0.0	0.0		U0/0	
UH (100°-180°)	0.0	0.0		U0/0	

BUG Rating: B1-U0-G2
 Type III Short





REPORT NUMBER: P868062

CATALOG NUMBER: MEM2-HSN-SA-120-722-U-T3-HSS

CANDELA DISTRIBUTION (FULL):

	0°	5°	15°	25°	35°	45°	55°	64°	65°	75°	85°
0°	1021.5	1021.5	1021.5	1021.5	1021.5	1021.5	1021.5	1021.5	1021.5	1021.5	1021.5
2.5°	1193.7	1184.3	1191.4	1174.9	1156.0	1141.8	1113.5	1089.9	1087.6	1064.0	1038.0
5°	1422.6	1391.9	1394.3	1361.2	1321.1	1278.7	1233.8	1174.9	1174.9	1118.2	1059.3
7.5°	1627.8	1623.1	1601.9	1550.0	1502.8	1436.7	1354.2	1278.7	1262.2	1174.9	1082.9
10°	1826.0	1818.9	1800.0	1759.9	1679.7	1606.6	1502.8	1389.5	1368.3	1243.3	1111.2
12.5°	1984.1	1986.4	1965.2	1932.2	1861.4	1774.1	1637.3	1495.7	1476.8	1309.3	1139.5
15°	2123.2	2120.9	2116.2	2087.9	2019.4	1939.2	1778.8	1613.7	1583.0	1380.1	1167.8
17.5°	2229.4	2224.7	2215.3	2191.7	2158.6	2080.8	1927.4	1738.7	1712.8	1462.7	1200.8
20°	2260.1	2257.7	2257.7	2274.2	2260.1	2212.9	2076.1	1868.5	1840.1	1550.0	1245.6
22.5°	2316.7	2314.3	2312.0	2328.5	2337.9	2333.2	2215.3	2000.6	1974.6	1651.4	1302.3
25°	2389.8	2385.1	2378.0	2394.6	2406.3	2434.7	2354.4	2156.3	2125.6	1769.4	1358.9
27.5°	2486.6	2491.3	2481.8	2479.5	2479.5	2496.0	2477.1	2295.5	2267.2	1882.6	1424.9
30°	2614.0	2621.0	2604.5	2592.7	2571.5	2569.1	2573.8	2451.2	2411.1	2005.3	1493.4
32.5°	2739.0	2746.1	2736.6	2720.1	2665.9	2644.6	2663.5	2583.3	2557.3	2139.8	1580.6
35°	2840.4	2856.9	2856.9	2823.9	2748.4	2736.6	2767.3	2713.0	2694.2	2297.8	1684.4
37.5°	2977.3	2986.7	2977.3	2915.9	2821.6	2835.7	2882.9	2849.9	2838.1	2467.7	1807.1
40°	3269.8	3281.6	3220.3	3074.0	2923.0	2939.5	3022.1	3003.2	2984.3	2635.2	1920.4
42.5°	3677.9	3649.6	3637.8	3312.3	3078.7	3069.3	3173.1	3147.1	3144.8	2805.0	2024.2
45°	3946.9	3956.3	3897.3	3588.3	3406.6	3229.7	3340.6	3331.1	3312.3	2977.3	2149.2
47.5°	4133.3	4112.0	3965.8	3817.1	3852.5	3439.7	3527.0	3550.5	3538.7	3173.1	2302.5
50°	4211.1	4189.9	4093.1	3994.1	4036.5	3680.3	3718.0	3795.9	3784.1	3371.2	2432.3
52.5°	4114.4	4088.4	4095.5	4121.5	4100.2	3869.0	3954.0	4076.6	4062.5	3602.4	2583.3
55°	3498.6	3567.1	3831.3	4095.5	4088.4	4012.9	4206.4	4385.7	4357.4	3843.1	2713.0
57.5°	2821.6	2859.3	3194.3	3909.1	4050.7	4133.3	4494.2	4716.0	4706.5	4083.7	2831.0
60°	2243.6	2283.7	2538.5	3522.2	3963.4	4258.3	4789.1	5081.6	5072.2	4326.7	2915.9
62.5°	1783.5	1783.5	2010.0	2965.5	3795.9	4331.4	5022.7	5449.7	5433.2	4522.5	2937.2
65°	1283.4	1299.9	1469.8	2385.1	3524.6	4312.6	5135.9	5711.5	5702.1	4633.4	2892.3
67.5°	948.4	967.3	1080.5	1788.2	3123.5	4123.8	5032.1	5770.5	5775.2	4635.8	2746.1
70°	740.8	745.5	830.4	1243.3	2559.7	3703.9	4642.8	5574.7	5574.7	4520.2	2529.0
72.5°	563.8	568.6	641.7	846.9	1885.0	3062.2	4060.1	5055.7	5091.1	4213.5	2208.2
75°	436.4	445.9	495.4	608.7	1181.9	2177.5	3335.9	4140.3	4237.1	3619.0	1818.9
77.5°	337.4	346.8	386.9	445.9	688.9	1342.4	2345.0	3095.2	3182.5	2849.9	1403.7
80°	271.3	276.0	302.0	335.0	417.6	691.2	1432.0	2033.6	2059.6	1936.9	929.5
82.5°	125.0	134.5	162.8	184.0	207.6	320.8	611.0	752.6	785.6	769.1	382.2
85°	14.2	14.2	16.5	18.9	21.2	33.0	42.5	37.7	37.7	44.8	40.1
87.5°	0.0	0.0	0.0	2.4	4.7	4.7	7.1	7.1	7.1	7.1	7.1
90°	0.0	0.0	0.0	0.0	0.0	0.0	0.0	0.0	0.0	0.0	0.0



REPORT NUMBER: P868062

CATALOG NUMBER: MEM2-HSN-SA-120-722-U-T3-HSS

CANDELA DISTRIBUTION (continued):

	90°	95°	105°	115°	125°	135°	145°	155°	165°	175°	180°
0°	1021.5	1021.5	1021.5	1021.5	1021.5	1021.5	1021.5	1021.5	1021.5	1021.5	1021.5
2.5°	1023.9	1007.4	976.7	950.7	927.2	903.6	891.8	863.5	856.4	861.1	844.6
5°	1028.6	995.6	931.9	872.9	823.3	776.2	736.1	693.6	684.2	670.0	662.9
7.5°	1035.7	986.1	887.0	795.0	719.5	651.1	601.6	568.6	542.6	535.5	533.2
10°	1045.1	974.3	837.5	721.9	618.1	547.3	502.5	478.9	469.5	462.4	464.8
12.5°	1052.2	962.5	790.3	639.3	537.9	474.2	453.0	434.1	429.4	427.0	427.0
15°	1061.6	950.7	733.7	566.2	469.5	431.7	410.5	403.4	403.4	401.1	401.1
17.5°	1073.4	941.3	686.5	509.6	429.4	394.0	384.5	375.1	375.1	375.1	372.7
20°	1097.0	936.6	644.1	462.4	394.0	370.4	356.2	349.2	346.8	344.4	344.4
22.5°	1120.6	936.6	596.9	427.0	370.4	344.4	330.3	323.2	320.8	320.8	320.8
25°	1153.6	934.2	559.1	396.3	349.2	318.5	304.3	297.3	292.5	292.5	290.2
27.5°	1191.4	934.2	526.1	372.7	325.6	294.9	278.4	271.3	264.2	264.2	261.9
30°	1229.1	938.9	497.8	353.9	302.0	273.7	252.4	243.0	238.3	235.9	235.9
32.5°	1278.7	953.1	478.9	339.7	280.7	252.4	231.2	221.8	217.0	214.7	214.7
35°	1354.2	988.5	481.3	332.6	266.6	233.6	212.3	200.5	198.2	198.2	195.8
37.5°	1434.4	1021.5	488.3	327.9	252.4	219.4	198.2	186.4	184.0	184.0	184.0
40°	1502.8	1049.8	497.8	325.6	240.6	205.2	186.4	176.9	172.2	172.2	172.2
42.5°	1571.2	1066.3	500.1	318.5	233.6	193.5	176.9	167.5	162.8	165.1	165.1
45°	1639.6	1078.1	493.1	309.1	226.5	184.0	167.5	158.1	153.3	153.3	153.3
47.5°	1722.2	1104.1	481.3	294.9	221.8	176.9	158.1	148.6	146.3	146.3	146.3
50°	1804.8	1125.3	471.8	278.4	210.0	167.5	151.0	139.2	136.8	136.8	136.8
52.5°	1873.2	1134.8	460.0	257.1	198.2	158.1	141.5	129.8	125.0	125.0	125.0
55°	1925.1	1137.1	443.5	240.6	181.7	148.6	132.1	120.3	115.6	113.2	113.2
57.5°	1967.5	1134.8	427.0	224.1	167.5	136.8	120.3	110.9	103.8	101.4	101.4
60°	1991.1	1127.7	403.4	202.9	148.6	125.0	110.9	99.1	94.4	92.0	92.0
62.5°	1977.0	1108.8	370.4	169.9	134.5	113.2	101.4	92.0	84.9	82.6	82.6
65°	1910.9	1071.1	327.9	139.2	120.3	101.4	92.0	82.6	73.1	70.8	70.8
67.5°	1795.3	1007.4	271.3	118.0	110.9	92.0	82.6	73.1	66.1	61.3	61.3
70°	1634.9	922.4	212.3	101.4	99.1	84.9	75.5	66.1	59.0	54.3	54.3
72.5°	1406.1	783.2	158.1	87.3	87.3	77.9	68.4	61.3	54.3	49.5	49.5
75°	1137.1	592.2	120.3	80.2	77.9	70.8	61.3	54.3	49.5	44.8	44.8
77.5°	830.4	394.0	99.1	73.1	73.1	63.7	56.6	49.5	44.8	42.5	42.5
80°	504.9	226.5	70.8	56.6	56.6	54.3	47.2	42.5	40.1	35.4	33.0
82.5°	205.2	87.3	37.7	28.3	28.3	26.0	16.5	14.2	14.2	14.2	11.8
85°	21.2	14.2	9.4	7.1	7.1	7.1	4.7	4.7	4.7	4.7	4.7
87.5°	7.1	7.1	4.7	4.7	4.7	4.7	2.4	2.4	2.4	2.4	2.4
90°	0.0	0.0	0.0	0.0	0.0	0.0	0.0	0.0	0.0	0.0	0.0

LM-79-2019: Approved Method: Electrical and Photometric Measurements of Solid-State Lighting Products

Report Prepared for

Cooper Lighting Solutions

Streetworks

Report Number: SP1-2407-157-2

Test Date: 08/07/2024

Luminaire Tested: MEM2-HTN-SA-40-722-U-5WQ-2

Data in this report applies to families of products including MEM2-HTN-SA-40-722-U-5WQ-2

Test Information

Test Method: LM-79-2019
 Report Number: SP1-2407-157-2
 Test Lab: COOPER LIGHTING SOLUTIONS
 Photometer: SP1 - 76IN SPHERE
 Measurement Geometry: 4π
 Issue Date: 08/20/2024
 Manufacturer: COOPER LIGHTING SOLUTIONS
 Product Line: Streetworks
 Catalog Number: **MEM2-HTN-SA-40-722-U-5WQ-2**
 Description: Epic Modern Light Square 40W 5WQ Optic and Flare Trim

Spectral Parameters

CCT (K): 2253
 CIE u': 0.2868
 CIE v': 0.5332
 Duv: -0.0014
 CIE x: 0.4974
 CIE y: 0.4110
 CIE z: 0.0915
 Peak Wavelength (nm): 603
 Dominant Wavelength (nm): 587
 Purity: 72.69432
 Rf: 76.9
 Rg: 92.7

CRI (Ra): 70.6
 R1: 68.4
 R2: 88.7
 R3: 85.4
 R4: 63.5
 R5: 69.0
 R6: 88.9
 R7: 68.5
 R8: 32.0
 R9: -36.0
 R10: 78.2
 R11: 61.0
 R12: 74.2
 R13: 72.8
 R14: 92.2
 R15: 58.0



Test Conditions

Stabilization Time: 29M
 Operation Time: 1H 29M
 Sphere Temperature (°C): 24.1

REPORT NUMBER: SP1-2407-157-2

Measurement and Test Equipment			
Instrument	Identification Number	Calibration Date	Calibration Due Date
Photometer	IN0058	6/18/2024	12/18/2024
Power Meter	INXT2011004	2/8/2024	2/8/2025
AC Power Source	IN0063	10/24/2023	10/24/2024
DC Power Source	IN0208	10/24/2023	10/24/2024
Sphere Thermometer	IN0085	10/24/2023	10/24/2024
Room Thermometer	IN0046	10/24/2023	10/24/2024

REPORT NUMBER: SP1-2407-157-2

CIE 1931 Chromaticity Diagram



CIE 1931 Chromaticity Diagram with 2017 ANSI 7-Step and 4-Step Quadrangles



Point lies inside the ANSI 2200K 4-step quadrangle

REPORT NUMBER: SP1-2407-157-2

Photopic Flux vs. Wavelength



Photopic Lumens: NR

λ (nm)	Power W [^] /nm	Lumens (φ/nm)	λ (nm)	Power W [^] /nm	Lumens (φ/nm)	λ (nm)	Power W [^] /nm	Lumens (φ/nm)	λ (nm)	Power W [^] /nm	Lumens (φ/nm)	λ (nm)	Power W [^] /nm	Lumens (φ/nm)
360	0	NR	490	117	NR	620	896	NR	750	20	NR	880	0	NR
365	0	NR	495	137	NR	625	838	NR	755	17	NR	885	0	NR
370	0	NR	500	160	NR	630	774	NR	760	14	NR	890	0	NR
375	0	NR	505	183	NR	635	704	NR	765	12	NR	895	0	NR
380	0	NR	510	202	NR	640	635	NR	770	10	NR	900	0	NR
385	0	NR	515	219	NR	645	565	NR	775	9	NR	905	0	NR
390	0	NR	520	235	NR	650	501	NR	780	7	NR	910	0	NR
395	0	NR	525	249	NR	655	440	NR	785	6	NR	915	0	NR
400	0	NR	530	263	NR	660	383	NR	790	5	NR	920	0	NR
405	0	NR	535	281	NR	665	332	NR	795	5	NR	925	0	NR
410	1	NR	540	302	NR	670	286	NR	800	4	NR	930	0	NR
415	3	NR	545	331	NR	675	245	NR	805	3	NR	935	0	NR
420	6	NR	550	366	NR	680	210	NR	810	3	NR	940	0	NR
425	12	NR	555	411	NR	685	178	NR	815	3	NR	945	0	NR
430	21	NR	560	469	NR	690	152	NR	820	2	NR	950	0	NR
435	38	NR	565	536	NR	695	129	NR	825	2	NR	955	0	NR
440	66	NR	570	614	NR	700	109	NR	830	2	NR	960	0	NR
445	122	NR	575	701	NR	705	92	NR	835	1	NR	965	0	NR
450	215	NR	580	785	NR	710	77	NR	840	1	NR	970	0	NR
455	236	NR	585	863	NR	715	66	NR	845	1	NR	975	0	NR
460	170	NR	590	928	NR	720	55	NR	850	1	NR	980	0	NR
465	148	NR	595	971	NR	725	47	NR	855	1	NR	985	0	NR
470	132	NR	600	994	NR	730	40	NR	860	1	NR	990	0	NR
475	104	NR	605	996	NR	735	33	NR	865	1	NR	995	0	NR
480	97	NR	610	979	NR	740	28	NR	870	1	NR	1000	0	NR
485	105	NR	615	943	NR	745	24	NR	875	0	NR			

REPORT NUMBER: SP1-2407-157-2

Scotopic Flux vs. Wavelength



Scotopic Lumens: NR

S/P: 0.96

λ (nm)	Power W [^] /nm	Lumens (φ/nm)	λ (nm)	Power W [^] /nm	Lumens (φ/nm)	λ (nm)	Power W [^] /nm	Lumens (φ/nm)	λ (nm)	Power W [^] /nm	Lumens (φ/nm)	λ (nm)	Power W [^] /nm	Lumens (φ/nm)
360	0	NR	490	117	NR	620	896	NR	750	20	NR	880	0	NR
365	0	NR	495	137	NR	625	838	NR	755	17	NR	885	0	NR
370	0	NR	500	160	NR	630	774	NR	760	14	NR	890	0	NR
375	0	NR	505	183	NR	635	704	NR	765	12	NR	895	0	NR
380	0	NR	510	202	NR	640	635	NR	770	10	NR	900	0	NR
385	0	NR	515	219	NR	645	565	NR	775	9	NR	905	0	NR
390	0	NR	520	235	NR	650	501	NR	780	7	NR	910	0	NR
395	0	NR	525	249	NR	655	440	NR	785	6	NR	915	0	NR
400	0	NR	530	263	NR	660	383	NR	790	5	NR	920	0	NR
405	0	NR	535	281	NR	665	332	NR	795	5	NR	925	0	NR
410	1	NR	540	302	NR	670	286	NR	800	4	NR	930	0	NR
415	3	NR	545	331	NR	675	245	NR	805	3	NR	935	0	NR
420	6	NR	550	366	NR	680	210	NR	810	3	NR	940	0	NR
425	12	NR	555	411	NR	685	178	NR	815	3	NR	945	0	NR
430	21	NR	560	469	NR	690	152	NR	820	2	NR	950	0	NR
435	38	NR	565	536	NR	695	129	NR	825	2	NR	955	0	NR
440	66	NR	570	614	NR	700	109	NR	830	2	NR	960	0	NR
445	122	NR	575	701	NR	705	92	NR	835	1	NR	965	0	NR
450	215	NR	580	785	NR	710	77	NR	840	1	NR	970	0	NR
455	236	NR	585	863	NR	715	66	NR	845	1	NR	975	0	NR
460	170	NR	590	928	NR	720	55	NR	850	1	NR	980	0	NR
465	148	NR	595	971	NR	725	47	NR	855	1	NR	985	0	NR
470	132	NR	600	994	NR	730	40	NR	860	1	NR	990	0	NR
475	104	NR	605	996	NR	735	33	NR	865	1	NR	995	0	NR
480	97	NR	610	979	NR	740	28	NR	870	1	NR	1000	0	NR
485	105	NR	615	943	NR	745	24	NR	875	0	NR			

REPORT NUMBER: SP1-2407-157-2

Melanopic Flux vs. Wavelength



Melanopic Lumens: NR

M/P: 1.71

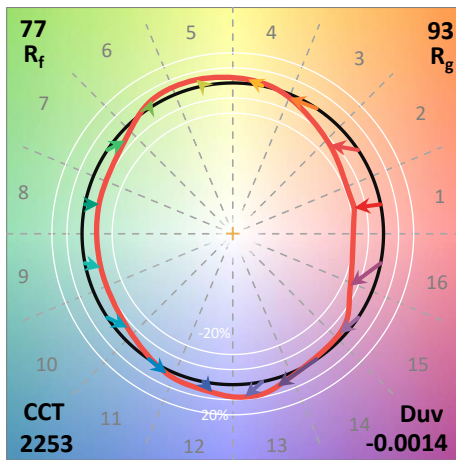
λ (nm)	Power W ² /nm	Lumens (φ/nm)	λ (nm)	Power W ² /nm	Lumens (φ/nm)	λ (nm)	Power W ² /nm	Lumens (φ/nm)	λ (nm)	Power W ² /nm	Lumens (φ/nm)	λ (nm)	Power W ² /nm	Lumens (φ/nm)
360	0	NR	490	117	NR	620	896	NR	750	20	NR	880	0	NR
365	0	NR	495	137	NR	625	838	NR	755	17	NR	885	0	NR
370	0	NR	500	160	NR	630	774	NR	760	14	NR	890	0	NR
375	0	NR	505	183	NR	635	704	NR	765	12	NR	895	0	NR
380	0	NR	510	202	NR	640	635	NR	770	10	NR	900	0	NR
385	0	NR	515	219	NR	645	565	NR	775	9	NR	905	0	NR
390	0	NR	520	235	NR	650	501	NR	780	7	NR	910	0	NR
395	0	NR	525	249	NR	655	440	NR	785	6	NR	915	0	NR
400	0	NR	530	263	NR	660	383	NR	790	5	NR	920	0	NR
405	0	NR	535	281	NR	665	332	NR	795	5	NR	925	0	NR
410	1	NR	540	302	NR	670	286	NR	800	4	NR	930	0	NR
415	3	NR	545	331	NR	675	245	NR	805	3	NR	935	0	NR
420	6	NR	550	366	NR	680	210	NR	810	3	NR	940	0	NR
425	12	NR	555	411	NR	685	178	NR	815	3	NR	945	0	NR
430	21	NR	560	469	NR	690	152	NR	820	2	NR	950	0	NR
435	38	NR	565	536	NR	695	129	NR	825	2	NR	955	0	NR
440	66	NR	570	614	NR	700	109	NR	830	2	NR	960	0	NR
445	122	NR	575	701	NR	705	92	NR	835	1	NR	965	0	NR
450	215	NR	580	785	NR	710	77	NR	840	1	NR	970	0	NR
455	236	NR	585	863	NR	715	66	NR	845	1	NR	975	0	NR
460	170	NR	590	928	NR	720	55	NR	850	1	NR	980	0	NR
465	148	NR	595	971	NR	725	47	NR	855	1	NR	985	0	NR
470	132	NR	600	994	NR	730	40	NR	860	1	NR	990	0	NR
475	104	NR	605	996	NR	735	33	NR	865	1	NR	995	0	NR
480	97	NR	610	979	NR	740	28	NR	870	1	NR	1000	0	NR
485	105	NR	615	943	NR	745	24	NR	875	0	NR			

Summary

$R_f = 76.9$
 $R_g = 92.7$
 CIE $R_a = 70.6$
 $R_9 = -36.0$



Color Vector Graphics



Individual Sample Fidelity Index ($R_{f,i}$)

CES01 = 87	CES26 = 76	CES51 = 88	CES76 = 78
CES02 = 65	CES27 = 94	CES52 = 85	CES77 = 75
CES03 = 32	CES28 = 93	CES53 = 80	CES78 = 79
CES04 = 72	CES29 = 81	CES54 = 86	CES79 = 82
CES05 = 51	CES30 = 91	CES55 = 83	CES80 = 81
CES06 = 52	CES31 = 83	CES56 = 77	CES81 = 51
CES07 = 44	CES32 = 75	CES57 = 75	CES82 = 92
CES08 = 42	CES33 = 88	CES58 = 76	CES83 = 88
CES09 = 29	CES34 = 88	CES59 = 84	CES84 = 90
CES10 = 79	CES35 = 94	CES60 = 91	CES85 = 65
CES11 = 62	CES36 = 90	CES61 = 82	CES86 = 48
CES12 = 68	CES37 = 97	CES62 = 91	CES87 = 76
CES13 = 45	CES38 = 98	CES63 = 86	CES88 = 78
CES14 = 75	CES39 = 97	CES64 = 70	CES89 = 61
CES15 = 72	CES40 = 94	CES65 = 71	CES90 = 80
CES16 = 48	CES41 = 95	CES66 = 71	CES91 = 80
CES17 = 51	CES42 = 89	CES67 = 70	CES92 = 51
CES18 = 57	CES43 = 80	CES68 = 74	CES93 = 68
CES19 = 74	CES44 = 99	CES69 = 84	CES94 = 44
CES20 = 68	CES45 = 83	CES70 = 72	CES95 = 66
CES21 = 88	CES46 = 81	CES71 = 75	CES96 = 75
CES22 = 81	CES47 = 88	CES72 = 89	CES97 = 76
CES23 = 92	CES48 = 73	CES73 = 68	CES98 = 72
CES24 = 92	CES49 = 82	CES74 = 85	CES99 = 63
CES25 = 73	CES50 = 87	CES75 = 80	



Color Rendition by Hue-Angle Bin



Measure Comparisons



(END OF REPORT)